



Drive Pins FSB / SB / FFB · Chisel SL / SR / NV

for torque transmission onto the workpiece
for soft / green tooling

Type **FSB / SB / FFB** · chisel SL / SR / NV



SR

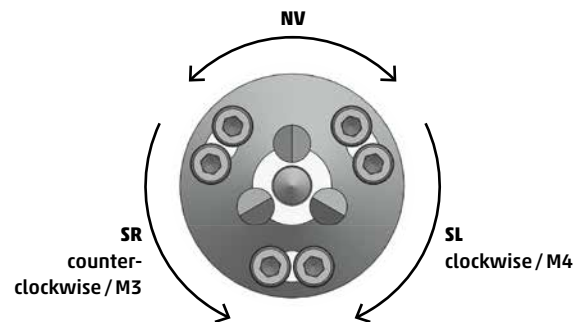


SL

SR

NV

view from tailstock onto the face driver



NV

SR

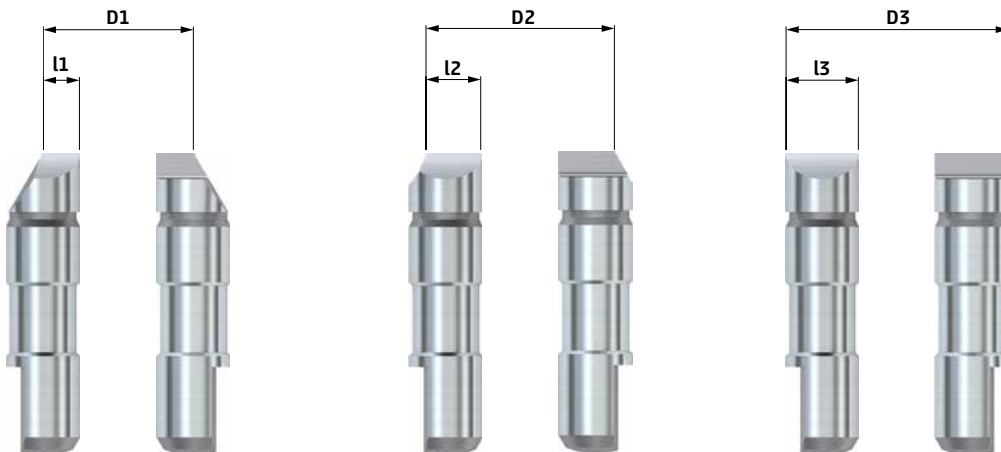
counter-
clockwise / M3

SL

clockwise / M4

Technical data – type **FSB / SB / FFB** · chisel SL / SR / NV

types 01 and 11 with chisel SL and SR are double chiselled



D1

l1

D2

l2

D3

l3

TYPE CHISEL SL
for tooling
direction M4

TYPE CHISEL SR
for tooling
direction M3

TYPE CHISEL NV
for tooling
direction M4 and M3

for type FSB/SB/FFB	clamping Ø			chisel length			cat. no.	cat. no.	cat. no.
	D1	D2	D3	l1	l2	l3			
01	8			1.5			736 104	736 101	736 107
		11			3		736 105	736 102	736 108
			17			6	736 106	736 103	736 109
0	6			1.5			736 04	736 01	736 07
		11			4		736 05	736 02	736 08
			19			8	736 06	736 03	736 09
1	13			1.5			736 13	736 10	736 16
		18			4		736 14	736 11	736 17
			26			8	736 15	736 12	736 18
11	11			1.5			736 76	736 73	736 79
		14			3		736 77	736 74	736 80
			20			6	736 78	736 75	736 81
2	26			5			736 22	736 19	736 25
		31			7.5		736 23	736 20	736 26
			36			10	736 24	736 21	736 27
3	34			5			736 31	736 28	736 34
		39			7.5		736 32	736 29	736 35
			44			10	736 33	736 30	736 36
35	29			5			736 85	736 82	736 88
		39			5		736 86	736 83	736 89
			49			5	736 87	736 84	736 90
4	39			5			736 40	736 37	736 43
		49			7.5		736 41	736 38	736 44
			59			7.5	736 42	736 39	736 45
45	49			5			736 94	736 91	736 97
		59			7.5		736 95	736 92	736 98
			69			7.5	736 96	736 93	736 99
5	69			5			73649	736 46	736 52
		84			10		73650	736 47	736 53
			99			10	73651	736 48	736 54
55	110			5			73658	736 55	736 61
		125			10		73659	736 56	736 62
			140			10	73660	736 57	736 63
6	140			5			73667	736 64	736 70
		155			10		73668	736 65	736 71
			170			10	73669	736 66	736 72
7	180			5			736 114	736 111	736 117
		195			15		736 115	736 112	736 118
			210			20	736 116	736 113	736 119
75	230			5			736 344	736 341	736 347
		245			15		736 345	736 342	736 348
			260			20	736 346	736 343	736 349
8	270			10			736 373	736 370	736 376
		290			20		736 374	736 371	736 377
			310			30	736 375	736 372	736 378
85	320			10			736 364	736 361	736 367
		340			20		736 365	736 362	736 368
			360			30	736 366	736 363	736 369


■ Further clamping Ø of drive pins upon request.




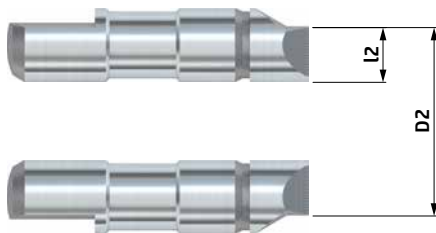

Drive Pins FSB / SB / FFB · KV-HS

**cross serrated and coated for hard turning operation
for torque transmission onto the workpiece
for hard tooling**

Type FSB / SB / FFB · KV-HS



Technical data – type FSB / SB / FFB · KV-HS



for type FSB/SB/FFB	clamping Ø			chisel length			cat. no.
	D1	D2	D3	l1	l2	l3	
01	8			1.5			736 200
	11				3		736 201
			17			6	736 202
0	6			1.5			736 203
	11				4		736 204
			19			8	736 205
1	13			1.5			736 209
	18				4		736 210
			26			8	736 211
11	11			1.5			736 206
	14				3		736 207
			20			6	736 208
2	26			5			736 212
	31				7.5		736 213
			36			10	736 214
3	34			5			736 215
	39				7.5		736 216
			44			10	736 217
35	29			5			736 218
	39				10		736 219
			49			15	736 220
4	39			5			736 221
	49				10		736 222
			59			15	736 223
45	49			5			736 224
	59				10		736 225
			69			15	736 226
5	69			5			736 227
	84				12.5		736 228
			99			20	736 229
55	110			5			736 230
	125				12.5		736 231
			140			20	736 232
6	140			5			736 233
	155				12.5		736 234
			170			20	736 235

■ Further clamping Ø of drive pins upon request.




Drive Pins FSB / SB / FFB · FV Diamond

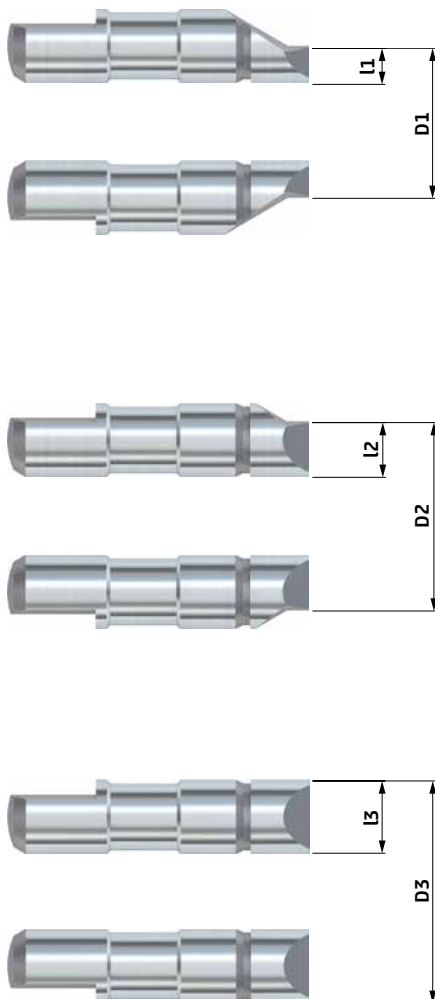
serrated and diamond embedded
for torque transmission onto the workpiece
for hard tooling

for higher friction coefficient and higher tool life of drive pin

Type FSB / SB / FFB · FV diamond



Technical data - type FSB / SB / FFB · FV diamond



for type FSB/SB/FFB	clamping Ø			chisel length			cat. no.
	D1	D2	D3	l1	l2	l3	
01	8			1.5			736 400
	11				3		736 401
			17			6	736 402
0	6			1.5			736 403
	11				4		736 404
			19			8	736 405
1	13			1.5			736 409
	18				4		736 410
			26			8	736 411
11	11			1.5			736 406
	14				3		736 407
			20			6	736 408
2	26			5			736 412
	31				7.5		736 413
			36			10	736 414
3	34			5			736 415
	39				7.5		736 416
			44			10	736 417
35	29			5			736 418
	39				10		736 419
			49			15	736 420
4	39			5			736 421
	49				10		736 422
			59			15	736 423
45	49			5			736 424
	59				10		736 425
			69			15	736 426
5	69			5			736 427
	84				12.5		736 428
			99			20	736 429
55	110			5			736 430
	125				12.5		736 431
			140			20	736 432
6	140			5			736 433
	155				12.5		736 434
			170			20	736 435

■ Further clamping Ø of drive pins upon request.



Drive Pins FSB / SB / FFB · Chisel Carbide

full carbide / carbide inserts
for torque transmission onto the workpiece
for tooling of high-tensile-strength materials

Type FSB / SB / FFB · chisel carbide


model B / SR



MODEL A




MODEL B



Technical data – type FSB / SB / FFB · chisel carbide

type 01 - 3 made of full carbide, model A

type 35 - 6 with carbide inserts, model B



MODEL A**TYPE CHISEL SL**for tooling
direction M4**TYPE CHISEL SR**for tooling
direction M3**TYPE CHISEL NV**for tooling
direction M4 and M3

for type FSB / SB / FFB	clamping Ø D3	length l3	cat. no.	cat. no.	cat. no.
01	17	6	736 500	736 518	736 536
0	19	8	736 501	736 519	736 537
1	26	8	736 502	736 520	736 538
11	20	6	736 503	736 521	736 539
2	36	10	736 504	736 522	736 540
3	44	10	736 505	736 523	736 541

MODEL B

for type FSB / SB / FFB	clamping Ø		length l3	cat. no.	cat. no.
	D1	D3			
35	34		6	736 506	736 524
		46	6	736 507	736 525
4	44		6	736 508	736 526
		56	6	736 509	736 527
45	54		6	736 510	736 528
		66	6	736 511	736 529
5	75		6	736 512	736 530
		95	6	736 513	736 531
55	116		6	736 514	736 532
		136	6	736 515	736 533
6	146		6	736 516	736 534
		166	6	736 517	736 535

- Drive Pins are supplied with carbide insert.
- Further clamping-Ø of drive pins upon request.

Changeable inserts for type 35 - 6, model B

changeable parts	cat. no.
carbide insert	736 550
set screw for fastening of carbide insert	736 551



Center Pins FSB / SB

for face drivers FSB / SB with movable center pin


Type FSB / SB · center pin




center body type FSB / SB 01 / 0



Technical data - type FSB / SB · center pin



center body type FSB / SB 01 / 0



for type FSB / SB	d1	center Ø	d2	l	cat. no.
01	5	0 - 5	6	52	735 101
0	3	0 - 3	8	52	735 01
11	6	0 - 6	-	53	735 11
1	8	0 - 8	-	53	735 02
2	14	2 - 14	-	47	735 03
3	18	2 - 18	-	51	735 04
35	14	2 - 14	-	47	735 09
4	24	3 - 24	-	70	735 05
45	28	3 - 28	-	74	735 10
5	35	6 - 35	-	96	735 06
55	35	6 - 35	-	96	735 08
6	35	6 - 35	-	96	735 07
7	50	25 - 48	-	100	735 301
75	50	25 - 48	-	100	735 401
8	80	30 - 76	-	135	735 601
85	80	30 - 76	-	135	735 501

■ Further center pins for other center holes upon request.